


Customer and Order Information	
Purchase Order *	Tag
Dealer/Provider Name *	
Purchaser Name and Contact Information *	
Billing Address *	
Shipping Address * *required	

Frame Type	
Stellar LEAP Manual Posterior & Anterior Tilt Wheelchair <small>Extended delivery lead times may apply.</small>	
<input checked="" type="checkbox"/> 2201000 20° Manual Tilt Wheelchair	E1161 \$ 2,995
<input checked="" type="checkbox"/> 2201101 25° Anterior Tilt with Linked Back Recline Feature <small>30° Anterior Tilt available with reduced Posterior Tilt range of 15°.</small>	E1225 \$ 1,250
<input type="checkbox"/> 2201102 30° Dynamic Linked Back Recline Feature	K0108 \$ 500



Frame Options	
<input checked="" type="checkbox"/> 2202000 Standard Base and Seat Frame <small>250 lbs Weight Capacity.</small>	
<input type="checkbox"/> 2202300 Transit Tie Down System (TTDS) <small>TTDS includes 4 factory-installed transport brackets. TTDS has been tested according to ANSI/RENSA WC 19. See Owners Manual for complete details. Not compatible with Attendant Wheel Locks.</small>	

Seat Width		<small>Overall chair width is +9.5" for 12/16" RW and +10.5" for 20/22/24" RW</small>
Standard Seat Widths		
<input type="checkbox"/> 2203014 14" Seat Width	<input type="checkbox"/> 2203015 15" Seat Width	<input type="checkbox"/> 2203016 16" Seat Width
<input type="checkbox"/> 2203017 17" Seat Width	<input type="checkbox"/> 2203018 18" Seat Width	<input type="checkbox"/> 2203019 19" Seat Width
<input type="checkbox"/> 2203020 20" Seat Width	<input type="checkbox"/> 2203021 21" Seat Width	<input type="checkbox"/> 2203022 22" Seat Width
		E2201 \$ 325





Seat Depth		
Standard Seat Depths (Adjustable)		
<input type="checkbox"/> 2204016 16" Seat Depth	<input type="checkbox"/> 2204017 17" Seat Depth	
<input type="checkbox"/> 2204019 19" Seat Depth	<input type="checkbox"/> 2204018 18" Seat Depth	
<input type="checkbox"/> 2204020 20" Seat Depth		
		E2203 \$ 475
Custom Seat Depths		
<input type="checkbox"/> 2204021 21" Seat Depth		
<input type="checkbox"/> 2204022 22" Seat Depth		
		E2204 \$ 750

Frame Color		
PDG Premium Colors		
<input type="checkbox"/> 2205000 Tracer Red	<input type="checkbox"/> 2205001 Gloss Black	
<input type="checkbox"/> 2205003 Black Shimmer	<input type="checkbox"/> 2205004 Orange Fusion	
<input type="checkbox"/> 2205006 Blue Shimmer	<input type="checkbox"/> 2205007 Gloss White	
<input type="checkbox"/> 2205009 Geyser Green	<input type="checkbox"/> 2205010 Lollypop Blue	
<input type="checkbox"/> 2205012 Bubble Gum Pink	<input type="checkbox"/> 2205013 Berry Purple	
<input type="checkbox"/> 2205002 Silver	<input type="checkbox"/> 2205005 Karl's Imagination	
<input type="checkbox"/> 2205008 Dark Titanium	<input type="checkbox"/> 2205011 Lollypop Red	
<input type="checkbox"/> 2205014 Safety Yellow		
<input type="checkbox"/> 2205200 Custom Color <small>Contact PDG for specifications.</small>		
		\$ 300

Arm Type			
<input type="checkbox"/>	2206000	No Armrest	
<input type="checkbox"/>	2206100	Single Post Fixed Height (12")	Full Length Armpad only.
		Single Post Adjustable Height	E0973 \$ 255
<input type="checkbox"/>	2206111	8"-11"	<input type="checkbox"/> 2206114 10"-14"
<input type="checkbox"/>	2206200	Dual Post Fixed Height (12")	Full Length Armpad only.
		Dual Post Adjustable Height	E0973 \$ 255
<input type="checkbox"/>	2206211	8"-11"	<input type="checkbox"/> 2206214 10"-14" <input type="checkbox"/> 2206216 12"-16"
		Locking Flip-up	Not recommended for users with excessive strength or tone. Not compatible with Fold Down Back, Back Upholstery. E0973 \$ 255
<input type="checkbox"/>	2206310	Set at 10"	<input type="checkbox"/> 2206311 Set at 11" <input type="checkbox"/> 2206312 Set at 12"
<input type="checkbox"/>	2206313	Set at 13"	<input type="checkbox"/> 2206314 Set at 14"

Armrests			
		Regular Armpads	
<input type="checkbox"/>	2207100	Desk Length - 2" x 10"	<input type="checkbox"/> 2207101 Full Length - 2" x 14"
<input type="checkbox"/>	2207102	Full Length Premium Grade - 2" x 14"	\$ 35
		Wide Armpads	May interfere with wheels in some tilt configurations. \$ 115
<input type="checkbox"/>	2207110	Desk Length - 3" x 10"	<input type="checkbox"/> 2207111 Full Length - 3" x 12"
		Gel Armpads	May interfere with wheels in some tilt configurations. \$ 125
<input type="checkbox"/>	2207120	Full Length - 2" x 12"	<input type="checkbox"/> 2207121 Full Length - 3.5" x 12"
		Contour Arm Trough with Hand Pad	May interfere with wheels in some tilt configurations. E2209 \$ 125
<input type="checkbox"/>	2207130	Right (4.5" x 18")	<input type="checkbox"/> 2207131 Left (4.5" x 18")
		Armrest Extensions	Not compatible with Flip-up or Single Post Armrests. \$ 60
<input type="checkbox"/>	2207400	3" Extension - Forward	<input type="checkbox"/> 2207401 3" Extension - Rearward

Seat Pan			
<input type="checkbox"/>	2208000	No Seat Pan	
<input type="checkbox"/>	2208001	Solid Seat Pan	E2231 \$ 120

Cushion			
<input type="checkbox"/>	2209000	No Cushion	
		nxt BioFit	
<input type="checkbox"/>	2209101	14"-20" width, 16"-20" depth	 E2607 \$ 595
<input type="checkbox"/>	2209102	22" width, 16"-20" depth	E2608 \$ 625
		Matrix VI	
<input type="checkbox"/>	2209111	14"-20" width, 16"-22" depth	 E2607 \$ 550
<input type="checkbox"/>	2209112	22" width, 18"-22" depth	E2608 \$ 600
<input type="checkbox"/>	2209115	HD - 18"-22" width, 18"-22" depth	E2608 \$ 1,150
		ROHO Quadtro Select High Profile	
<input type="checkbox"/>	2209121	14"-20" width, 16"-22" depth	 E2624 \$ 650
<input type="checkbox"/>	2209122	22" width, 16"-22" depth	E2625 \$ 750
		ROHO High Profile	
<input type="checkbox"/>	2209125	14"-20" width, 16"-22" depth	E2622 \$ 650
<input type="checkbox"/>	2209126	22" width, 16"-22" depth	E2623 \$ 750
		Varilite Reflex	
<input type="checkbox"/>	2209131	14"-20" width, 16"-20" depth	 E2603 \$ 375
		Cushion Size	
	2209400	Specify Size (Width" x Depth")	_____

Seat Height

Select desired Seat-to-Floor Height STF Height is adjustable within the range of the selected Rear Wheel size.

RW	6" Casters					
12"	13"	14"	15"	16"		
16"			15"	16"	17"	18"
20"	13"	14"	15"	16"		
22"		14"	15"	16"	17"	
24"			15"	16"	17"	18"

RW	8" Casters					
16"			15"	16"	17"	18"
24"			15"	16"	17"	18"

Wheel size _____

Caster size _____

STF height _____

Casters

Urethane 8" Casters are compatible only with 16" and 24" Rear Wheels.

- 2211061 6" x 1.25" Caster size
- 2211063 6" x 1.50" Caster size \$ 85
- 2211081 8" x 1.25" Caster size
- 2211084 8" x 2.00" Caster size \$ 135

Pneumatic 8" Casters are compatible only with 16" and 24" Rear Wheels.

- 2211161 6" x 1.25" Caster size *E2214 & E2215* \$ 110
- 2211181 8" x 1.25" Caster size *E2214 & E2215* \$ 120
- 2211184 8" x 2.00" Caster size *E2214 & E2215* \$ 150
- 2211260 **6" Soft Roll** \$ 95
- 2211400 **Ultra Sport Fork** Not compatible with 12", 20", or 22" Rear Wheels. Requires 6" Soft Roll Caster. *E1015* \$ 395

Rear Wheels

Composite

- 2212012 12" Wheel size
- 2212016 16" Wheel size
- 2212020 20" Wheel size
- 2212022 22" Wheel size
- 2212024 24" Wheel size

Spoke

- 2212120 20" Wheel size \$ 75
- 2212122 22" Wheel size
- 2212124 24" Wheel size
- 2212224 **24" Heavy Duty Spoke** \$ 350

Axle Type

- 2213000 **Quick Release Rear Axles**
- 2213010 **Fixed Rear Axles**

Rear Tires

- 2214000 **Urethane**
- 2214010 **Pneumatic** Pneumatic Tires may result in a finished Seat Height 1/2" greater than stated. *E2211 & E2212* \$ 60
- 2214020 **Pneumatic with Flat-Free Inserts** *E2211 & E2213* \$ 95
Pneumatic Tires may result in a finished Seat Height 1/2" greater than stated. Not compatible with Spoke Wheels.

Hand Rims

- 2215000 **No Hand Rims**
- 2215010 **Standard** 20", 22", and 24" Rear Wheels only.
- 2215020 **Plastic Coated** 20", 22", and 24" Rear Wheels only. \$ 95

Wheel Locks

- 2216010 **Push to Lock**
- 2216020 **Pull to Lock**

See next page for more Wheel Locks options >

<input type="checkbox"/>	2216030	Attendant Wheel Lock (Push to Lock)		\$ 85
<input type="checkbox"/>	2216040	User & Attendant Wheel Lock	Available only on 20", 22", or 24" Rear Wheels.	\$ 125
<input type="checkbox"/>	2216100	Wheel Lock Extensions	Not compatible with Attendant Wheel Lock.	E0961 \$ 60
<input type="checkbox"/>	2216200	Hill Holders	Requires Pneumatic Rear Tires with Flat-Free Inserts.	E0974 \$ 350

Anti-Tippers				
<input checked="" type="checkbox"/>	2217010	Rear Anti-Tippers	Required Safety Option.	E0971 \$ 60
<input type="checkbox"/>	2217020	Front Anti-Tippers		E0971 \$ 300
<input type="checkbox"/>	2217030	Heavy Duty Rear Anti-Tipper		E0971 \$ 600
Provides additional rearward stability for users with excessive movement. Not compatible with Attendant Wheel Locks, IV Pole, O2 Holder.				

Back Post Style				
<input type="checkbox"/>	2218010	Push Bar Back		
<input type="checkbox"/>	2218020	Cane Handle Back	Not compatible with Headrest Mounting Plate.	
Back Post Height Seat Pan to Handle				
<input type="checkbox"/>	2218420	20" Height	<input type="checkbox"/>	2218425 25" Height
			<input type="checkbox"/>	2218431 31" Height

Back Options				
		Angle/Height Adjustable Push Bar Handle	Not compatible with Headrest Mounting Plate or Cane Handle Back.	\$ 150
<input type="checkbox"/>	2219010	Button on Outside	<input type="checkbox"/>	2219011 Button on Inside
Seat to Back Angle				
<input type="checkbox"/>	2219090	Set at 90°	<input type="checkbox"/>	2219098 Set at 98°
			<input type="checkbox"/>	2219106 Set at 106°
<input type="checkbox"/>	2219114	Set at 114°	<input type="checkbox"/>	2219122 Set at 122°
<input type="checkbox"/>	2219210	10" Backrest Extension	Not compatible with Angle/Height Adjustable Push Bar Handle.	E0966 \$ 135
<input type="checkbox"/>	2219220	Fold Down Back	Not compatible with Reclining Back.	

Back Upholstery				
<input type="checkbox"/>	2220000	No Back Upholstery		
		Standard	Back height measured from Seat Pan to top of Upholstery.	E2611 \$ 155
<input type="checkbox"/>	2220018	Set at 18"	<input type="checkbox"/>	2220019 Set at 19"
			<input type="checkbox"/>	2220020 Set at 20"
<input type="checkbox"/>	2220021	Set at 21"	<input type="checkbox"/>	2220022 Set at 22"
			<input type="checkbox"/>	2220023 Set at 23"
		Adjustable Tension	Back height measured from Seat Pan to top of Upholstery.	E2611 \$ 295
<input type="checkbox"/>	2220321	Set at 21"	<input type="checkbox"/>	2220322 Set at 22"
			<input type="checkbox"/>	2220323 Set at 23"

Backrest				
<input type="checkbox"/>	2221000	No Backrest		
next Optima HA Active Contour				
<input type="checkbox"/>	2221100	16"-20" width, 16"-20" height		E2620 \$ 690
<input type="checkbox"/>	2221105	22" width, 16"-20" height		E2621 \$ 720
next Optima HA Plus Contour				
<input type="checkbox"/>	2221101	16"-20" width, 16"-20" height		E2620 \$ 690
<input type="checkbox"/>	2221106	22" width, 16"-20" height		E2621 \$ 720
Matrix Elite				
<input type="checkbox"/>	2221110	14"-20" width, 10"-20" height		E2620 \$ 825
<input type="checkbox"/>	2221112	HD - 22" width, 16"-20" height		E2621 \$ 1,095
<input type="checkbox"/>	2221116	Deep - 14"-20" width, 12"-20" height		E2620 \$ 950



See next page for more Backrest options >

ROHO Agility						
<input type="checkbox"/>	2221120	Min Contour 14"-20" width, 10"-18" height		E2620	\$	825
<input type="checkbox"/>	2221122	Mid Contour 14"-20" width, 10"-18" height		E2620	\$	850
<input type="checkbox"/>	2221124	Max Contour 14"-20" width, 10"-18" height		E2620	\$	950
Varilite Icon						
<input type="checkbox"/>	2221130	Tall - 14"-20" width, 14"-24" height		E2615	\$	850
<input type="checkbox"/>	2221132	Deep - 14"-20" width, 17"-24" height	E2620	\$	895	
Backrest Size						
	2221400	Specify Size (Width" x Height") _____				

Tilt/Recline Options					
Attendant Tilt only					
<input type="checkbox"/>	2223011	Trigger on Right Back Post	<input type="checkbox"/>	2223012	Trigger on Left Back Post
<input type="checkbox"/>	2223021	Trigger on Right Armrest	<input type="checkbox"/>	2223022	Trigger on Left Armrest
User Tilt only			Full Length Arm Pads only.		\$ 100
<input type="checkbox"/>	2223031	Trigger on Right Back Post	<input type="checkbox"/>	2223032	Trigger on Left Back Post
<input type="checkbox"/>	2223041	Trigger on Right Armrest	<input type="checkbox"/>	2223042	Trigger on Left Armrest
Attendant & User Tilt			Full Length Arm Pads only.		\$ 195
<input type="checkbox"/>	2223031	Trigger on Right Back Post	<input type="checkbox"/>	2223032	Trigger on Left Back Post
<input type="checkbox"/>	2223041	Trigger on Right Armrest	<input type="checkbox"/>	2223042	Trigger on Left Armrest
Anterior Tilt Limit					
<input type="checkbox"/>	2223220	Set at 20°	<input type="checkbox"/>	2223225	Set at 25°

Headrest					
<input type="checkbox"/>	2224000	No Headrest			
<input type="checkbox"/>	2224010	Headrest Mounting Plate			\$ 75
Not compatible with Backrest Extension, Angle/Height Adjustable Push Bar, Cane Handle Back. Not required if mounting to a solid Back.					
<input type="checkbox"/>	2224100	nxt MultiFit Head Support Hardware			E1028 \$ 155
<input type="checkbox"/>	2224105	Regular (9" x 5")	<input type="checkbox"/>	2224106	Large (10" x 5")
<input type="checkbox"/>	2224105	nxt MultiFit Head Support Pad			E0955 \$ 195
<input type="checkbox"/>	2224105	Multi-Axis HMO475			E1028 \$ 195
<input type="checkbox"/>	2224105	Link TWB480			
<input type="checkbox"/>	2224105	Stealth Headrest Pad			E0955 \$ 200
<input type="checkbox"/>	2224105	10" width	<input type="checkbox"/>	2224106	14" width

Front Rigging					
<input type="checkbox"/>	2225000	No Front Rigging			
<input type="checkbox"/>	2225100	Easy Out Plug In 70°			
<input type="checkbox"/>	2225120	Plug In Adjustable Knee Angle			\$ 975

Foot Plates					
<input type="checkbox"/>	2226010	Composite			
<input type="checkbox"/>	2226020	Aluminum Angle Adjustable			K0040 \$ 155
<input type="checkbox"/>	2226030	One Piece Fixed Requires selection of Composite or Aluminum Angle Adjustable.			\$ 350
<input type="checkbox"/>	2226040	One Piece Flip-up Requires selection of Composite or Aluminum Angle Adjustable.			\$ 395
<input type="checkbox"/>	2226050	Interlocking Angle Adjustable Seat Widths of 14"-21" only.			K0040 \$ 195

Footrest/Legrest Accessories

<input type="checkbox"/>	2227040	Adjustable Length Heel Loops	E0951	\$	50
<input type="checkbox"/>	2227050	Bodypoint - Padded Calf Strap	K0038	\$	105
<input type="checkbox"/>	2227060	Miller's Dynamic Footrest Mounts		\$	190

Extension Tubes

Regular Extension Tubes

<input type="checkbox"/>	2228010	Standard (13"-17")			
<input type="checkbox"/>	2228020	Long (15"-19")		\$	75

Positioning Straps

Bodypoint - Hip Belt

<input type="checkbox"/>	2229010	Center-Pull Auto Style		E0568	\$ 2,985
<input type="checkbox"/>	2229015	Center-Pull Auto Style, Padded		E0378	\$ 1,759
<input type="checkbox"/>	2229020	4-Point, Padded		K0198	\$ 599
<input type="checkbox"/>	2229030	Bodypoint - Chest Strap		E0960	\$ 85

Miscellaneous Options

<input type="checkbox"/>	2230110	IV Pole Not compatible with HD Anti Tipper, Attendant Wheel Locks.	E1029	\$	295
<input type="checkbox"/>	2230120	O2 Holder Not compatible with HD Anti Tipper, Attendant Wheel Locks.	E2208	\$	395
<input type="checkbox"/>	2230170	Adhesive Back Hook Strip, 2" x 30" For Cushion mounting.		\$	10

Order Notes

HCPCS codes provided are based on code verification by PDAC or PDG's interpretation of existing code definitions. Use of HCPCS codes does not ensure coverage or payment. For coverage information, verify the appropriate payer's coverage policy.

Please send your completed order form by email to info@pdgmobility.com or by fax to 877 323 9093.



Scan this code or go to pdgmobility.com/products/stellar-leap to learn more about the Stellar LEAP Manual Tilt Wheelchair

