



STELLAR IMPACT

Order Form - USA

Prices in U.S. Dollars. January 1, 2024

Customer and Order Information

Purchase Order *	Tag	v.0401
Dealer/Provider Name *		
Purchaser Name and Contact Information *		
Shipping Address *		
User Information (if available)	Weight _____ lbs	Height _____ ft/in
		*required

Base Chair

Stellar Impact 45° Manual Tilt Wheelchair Extended delivery lead times may apply.

<input checked="" type="checkbox"/>	2301000	Stellar 45° Manual Tilt Wheelchair	E1161	\$ 3,150
<input checked="" type="checkbox"/>	2301201	Reinforced Impact Frame Package Ultra-durable steel reinforcement of frame for highly agitated users. Required selection.	K0108	\$ 1,495

i Choose the **Stellar GL** or the **Stellar HD** for users over 250 lbs. Custom reinforcement available. See separate order forms.

Weight Capacity

<input checked="" type="checkbox"/>	2302000	250 lbs Chair Weight Capacity
-------------------------------------	---------	--------------------------------------

Frame Options

<input type="checkbox"/>	2302200	Extended Base with Rear Floor Jacks	K0108	\$ 900
Lifts Rear Wheels off ground for increased stability. Limited ground clearance. Not compatible with Attendant Wheel Lock, HD Anti-Tipper, IV Pole, O2 Holder.				
<input type="checkbox"/>	2302300	Transit Tie Down System (TTDS)	K0108	\$ 250
TTDS includes 4 factory-installed transport brackets. See Owners Manual for complete details.				

Seat Width

Overall chair width is +9.5" for 12/16" RW and +10.5" for 20/22/24" RW

Standard Seat Widths

<input type="checkbox"/>	2303014	14" Seat Width	<input type="checkbox"/>	2303015	15" Seat Width	<input type="checkbox"/>	2303016	16" Seat Width	
<input type="checkbox"/>	2303017	17" Seat Width	<input type="checkbox"/>	2303018	18" Seat Width	<input type="checkbox"/>	2303019	19" Seat Width	
<input type="checkbox"/>	2303020	20" Seat Width	<input type="checkbox"/>	2303021	21" Seat Width	<input type="checkbox"/>	2303022	22" Seat Width	
								E2201	\$ 375

Seat Depth

Standard Seat Depths (Adjustable)

<input type="checkbox"/>	2304017	17" Seat Depth	<input type="checkbox"/>	2304018	18" Seat Depth		
<input type="checkbox"/>	2304019	19" Seat Depth	<input type="checkbox"/>	2304020	20" Seat Depth		
						E2203	\$ 500



Custom Seat Depths

<input type="checkbox"/>	2304021	21" Seat Depth	E2203	\$ 525
<input type="checkbox"/>	2304022	22" Seat Depth	E2204	\$ 800

Frame Color

PDG Premium Colors View color swatches on PDG's website. pdgmobility.com/colors

<input type="checkbox"/>	2305001	Black Shimmer	<input type="checkbox"/>	2305015	Sky Blue	<input type="checkbox"/>	2305016	Poppy Red
<input type="checkbox"/>	2305003	Fine Texture Black	<input type="checkbox"/>	2305010	Lollypop Blue	<input type="checkbox"/>	2305011	Lollypop Red
<input type="checkbox"/>	2305017	Arctic Grey	<input type="checkbox"/>	2305018	Tropical Teal	<input type="checkbox"/>	2305019	Tangerine Orange
<input type="checkbox"/>	2305020	Olive Green	<input type="checkbox"/>	2305021	Lush Lilac	<input type="checkbox"/>	2305012	Bubble Gum Pink
<input type="checkbox"/>	2305022	Leaf Green	<input type="checkbox"/>	2305023	Boysenberry Purple	<input type="checkbox"/>	2305014	Daffodil Yellow
<input type="checkbox"/>	2305200	Custom Color Contact PDG for specifications.						\$ 300

Armrests			
<input type="checkbox"/>	2306000	No Armrests	
Single Post Height Adjustable Armrests			E0973 \$ 345
<input type="checkbox"/>	2306111	8"-11" Range	<input type="checkbox"/> 2306114 10"-14" Range <input type="checkbox"/> 2306116 12"-16" Range
Dual Post Height Adjustable Armrests			E0973 \$ 345
<input type="checkbox"/>	2306211	8"-11" Range	<input type="checkbox"/> 2306214 10"-14" Range <input type="checkbox"/> 2306216 12"-16" Range
Fixed Height Armrests (12") Full Length Armpad only.			
<input type="checkbox"/>	2306100	Single Post	<input type="checkbox"/> 2306200 Dual Post
	Armrest Height	If provided, Armrests will be set to this height by PDG. If left blank, the default setting will be used.	
	Seat Pan to top of Armrest:	_____	Does not include height of Armpad
	Armrest Position	Indicate preference for Armrest position. If left blank, the default setting will be used.	
In the interest of maintaining chair stability and avoiding interference with other chair functions, PDG may not be able to accommodate stated preference.			
<input type="checkbox"/>	2306401	Rear	<input type="checkbox"/> 2306402 Mid <input type="checkbox"/> 2306403 Front

Armpads			
Regular Armpads			
<input type="checkbox"/>	2307100	Desk Length - 2" x 10"	<input type="checkbox"/> 2307101 Full Length - 2" x 14"
Waterfall Armpads Not compatible with Dual Post Armrests			\$ 115
<input type="checkbox"/>	2307105	Desk Length - 2" x 10"	<input type="checkbox"/> 2307106 Full Length - 2" x 14"
Wide Armpads May interfere with wheels in some tilt configurations.			\$ 200
<input type="checkbox"/>	2307110	Desk Length - 3" x 10"	<input type="checkbox"/> 2307111 Full Length - 3" x 12"
Gel Armpads May interfere with wheels in some tilt configurations.			\$ 135
<input type="checkbox"/>	2307120	Full Length - 2" x 12"	<input type="checkbox"/> 2307121 Full Length - 3.5" x 12"
Contour Arm Trough with Hand Pad May interfere with wheels in some tilt configurations.			E2209 \$ 125
<input type="checkbox"/>	2307130	Right (4.5" x 18")	<input type="checkbox"/> 2307131 Left (4.5" x 18")

Armrest Options			
Armrest Wideners Move Armrests outward by up to 1" on each side. Seat size does not change. May cause tilt interference.			
<input type="checkbox"/>	2307210	1" Total Additional Width	
<input type="checkbox"/>	2307211	2" Total Additional Width	
Clothing Guards			
<input type="checkbox"/>	2307310	For Single Post Armrests	Not compatible with 8"-11" Height range.
<input type="checkbox"/>	2307320	For Dual Post Armrests	
Armrest Extensions Not compatible with Desk Length Armpads.			\$ 75
<input type="checkbox"/>	2307400	3" Extension - Forward	<input type="checkbox"/> 2307401 3" Extension - Rearward

Seat Pan			
<input type="checkbox"/>	2308000	No Seat Pan	
<input type="checkbox"/>	2308001	Solid Aluminum Seat Pan	E2231 \$ 165

Seat Height



Select desired Seat-to-Floor Height STF Height is adjustable within the range of the chosen Lower Frame type (Low/High).

6" Casters	Low						High					
	RW	14"	15"	16"	17"	18"	RW	17"	18"	19"	20"	21"
	12"	<input type="checkbox"/>	<input type="checkbox"/>	<input type="checkbox"/>	<input type="checkbox"/>	<input type="checkbox"/>	<input type="checkbox"/>	12"	<input type="checkbox"/>	<input type="checkbox"/>	<input type="checkbox"/>	<input type="checkbox"/>
16"	<input type="checkbox"/>	<input type="checkbox"/>	<input type="checkbox"/>	<input type="checkbox"/>	<input type="checkbox"/>	<input type="checkbox"/>	16"	<input type="checkbox"/>	<input type="checkbox"/>	<input type="checkbox"/>	<input type="checkbox"/>	<input type="checkbox"/>
20"	<input type="checkbox"/>	<input type="checkbox"/>	<input type="checkbox"/>	<input type="checkbox"/>	<input type="checkbox"/>	<input type="checkbox"/>	20"	<input type="checkbox"/>	<input type="checkbox"/>	<input type="checkbox"/>	<input type="checkbox"/>	<input type="checkbox"/>
22"	<input type="checkbox"/>	<input type="checkbox"/>	<input type="checkbox"/>	<input type="checkbox"/>	<input type="checkbox"/>	<input type="checkbox"/>	22"	<input type="checkbox"/>	<input type="checkbox"/>	<input type="checkbox"/>	<input type="checkbox"/>	<input type="checkbox"/>
24"	<input type="checkbox"/>	<input type="checkbox"/>	<input type="checkbox"/>	<input type="checkbox"/>	<input type="checkbox"/>	<input type="checkbox"/>	24"	<input type="checkbox"/>	<input type="checkbox"/>	<input type="checkbox"/>	<input type="checkbox"/>	<input type="checkbox"/>

8" Casters	Low						High					
	RW	14"	15"	16"	17"	18"	RW	17"	18"	19"	20"	21"
	16"	<input type="checkbox"/>	<input type="checkbox"/>	<input type="checkbox"/>	<input type="checkbox"/>	<input type="checkbox"/>	<input type="checkbox"/>	16"	<input type="checkbox"/>	<input type="checkbox"/>	<input type="checkbox"/>	<input type="checkbox"/>
24"	<input type="checkbox"/>	<input type="checkbox"/>	<input type="checkbox"/>	<input type="checkbox"/>	<input type="checkbox"/>	<input type="checkbox"/>	24"	<input type="checkbox"/>	<input type="checkbox"/>	<input type="checkbox"/>	<input type="checkbox"/>	<input type="checkbox"/>

Casters

Urethane Casters 8" Casters are compatible only with 16" and 24" Rear Wheels.

- 2311061 6" x 1.25" Caster size 2311081 8" x 1.25" Caster size
- 2311063 6" x 1.50" Caster size \$ 85
- 2311084 8" x 2.00" Caster size \$ 135

Pneumatic Casters 8" Casters are compatible only with 16" and 24" Rear Wheels.

- 2311161 6" x 1.25" Caster size E2214 & E2215 \$ 110
- 2311181 8" x 1.25" Caster size E2214 & E2215 \$ 120
- 2311184 8" x 2.00" Caster size E2214 & E2215 \$ 150

- 2311260 **Frog Legs 6" x 1.50" Aluminum Soft-Roll Casters** \$ 275

- 2311400 **Frog Legs Suspension Forks** Only compatible with 16 and 24" Rear Wheels. Requires 6" Soft-Roll Caster. E1015 \$ 595

Rear Wheels

Composite Wheels

- 2312012 12" Wheel size 2312016 16" Wheel size 2312020 20" Wheel size
- 2312022 22" Wheel size 2312024 24" Wheel size

Spoke Wheels \$ 75

- 2312120 20" Wheel size 2312122 22" Wheel size 2312124 24" Wheel size

- 2312224 **24" Heavy Duty Spoke Wheels** \$ 350



Rear Wheel Position Indicate Rear Wheel positioning preference. If left blank, the default setting will be used.

In the interest of maintaining chair stability and avoiding interference with other chair functions, PDG may not be able to accommodate stated preference.

- 2312401 Rear 2312402 Mid 2312403 Front

Axle Type

- 2313000 **Quick Release Rear Axles**

- 2313010 **Fixed Rear Axles**

Rear Tires

- 2314000 **Urethane Tires**

- 2314010 **Pneumatic Tires** May result in a finished Seat Height 1/2" greater than stated. E2211 & E2212 \$ 60

- 2314020 **Pneumatic Tires with Flat-Free Inserts** May result in a finished Seat Height 1/2" greater than stated. Not available with Spoke Wheels. E2211 & E2213 \$ 95



STELLAR IMPACT

Order Form - USA

Prices in U.S. Dollars. January 1, 2024

Handrims		Handrims are available only with 20", 22", and 24" Rear Wheels.
<input type="checkbox"/>	2315000 No Handrims	
<input type="checkbox"/>	2315010 Standard Aluminum Handrims	
<input type="checkbox"/>	2315020 Plastic Coated Handrims Not compatible with Drum Brakes.	\$ 150
<input type="checkbox"/>	2315030 Projection Handrims Composite Wheels only. 10 Projections, 30°, 1-1.8" Length.	\$ 495

Wheel Locks and Brakes				
User Wheel Locks				
<input type="checkbox"/>	2316010 Push to Lock	<input type="checkbox"/>	2316020 Pull to Lock	
<input type="checkbox"/>	2316030 Attendant Wheel Locks (Push to Lock)			\$ 85
<input type="checkbox"/>	2316040 User & Attendant Wheel Locks Not compatible with Drum Brakes.			\$ 125
<input type="checkbox"/>	2316300 Drum Brakes Available with 12" Composite or 20" Spoke Rear Wheels. Urethane Tires only.		E2228	\$ 795
User-activated Unilateral Wheel Lock Pull to Lock.				\$ 795
<input type="checkbox"/>	2316310 Left Activation	<input type="checkbox"/>	2316311 Right Activation	

Wheel Lock Options			
<input type="checkbox"/>	2316100 Wheel Lock Extensions Not compatible with Attendant Wheel Lock.	E0961	\$ 80
<input type="checkbox"/>	2316200 Hill Holders Requires Pneumatic Rear Tires with Flat-Free Inserts.	E0974	\$ 450

Anti-Tippers			
<input checked="" type="checkbox"/>	2317010 Rear Anti-Tippers Required Safety Option.	E0971	\$ 125
<input type="checkbox"/>	2317020 Front Anti-Tippers	E0971	\$ 795
<input type="checkbox"/>	2317030 Heavy Duty Rear Anti-Tippers Provide additional rearward stability for users with excessive movement. Not compatible with Attendant Wheel Locks, Rear Floor Jacks, IV Pole, O2 Holder.	E0971	\$ 895

Back Post					
Back Post Style					
<input type="checkbox"/>	2318010 Stroller Handle Back	<input type="checkbox"/>	2318020 Cane Handle Back	May reduce tilt range.	
Back Post Height Measured from the Seat Pan to the Handle.					
<input type="checkbox"/>	2318425 Short (22")	<input type="checkbox"/>	2318431 Tall (25")		
Back Post Folding Folding Back is not compatible with Dynamic Rocker Back Interface, Reclining Backrest.					
<input type="checkbox"/>	2319220 Fold-down	<input type="checkbox"/>	2319221 Non-folding		
Seat to Back Angle					
<input type="checkbox"/>	2319090 Set at 90°	<input type="checkbox"/>	2319098 Set at 98°	<input type="checkbox"/>	2319106 Set at 106°
<input type="checkbox"/>	2319114 Set at 114°	<input type="checkbox"/>	2319122 Set at 122°		

Back Options					
Angle/Height Adjustable Stroller Handle Not compatible with Headrest Mounting Plate or Cane Handle Back.		\$ 150			
<input type="checkbox"/>	2319010 Button on Outside	<input type="checkbox"/>	2319011 Button on Inside		
Endomorph Back Backrest will be narrower than Seat by total of 2x the Offset selected below. Minimum width of Backrest is 12".		\$ 395			
<input type="checkbox"/>	2318102 1" Offset per side	<input type="checkbox"/>	2318103 1.5" Offset per side	<input type="checkbox"/>	2318104 2" Offset per side
<input type="checkbox"/>	2319210 10" Backrest Extension Not compatible with Angle/Height Adjustable Stroller Handle.	E0966	\$ 150		
<input type="checkbox"/>	23219212 Headrest Mounting Plate Not compatible with Backrest Extension, Angle/Height Adjustable Stroller Handle, Cane Handle Back. Not required if mounting to a solid Back.		\$ 95		
<input checked="" type="checkbox"/>	2319230 Spring Back Suspension Not compatible with Reclining Back.				
<input type="checkbox"/>	2319240 Seating Dynamics Dynamic Rocker Back Interface Not compatible with Fold-down Back, 21" & 22" Seat Depths, Spring Back Suspension, 30° Recline, Cane Handle, Standard Upholstery. Finished Back Post Height is 4" taller than selected Back Post Height.	E2398	\$ 2,995		



Back Upholstery

2320000 **No Back Upholstery**

Standard Upholstery Not available with Cane Handle Back. E2611 / E2612 \$ 195

2320418 Short (18" Height) 2320421 Regular (21" Height) 2320424 Tall (24" Height)

2320450 **Tension Adjustable Upholstery** Height of Upholstery is 16". Not available with Cane Handle Back. E2611 / E2612 \$ 295

Position of Upholstery Select the desired position of the top of the Upholstery relative to the Seat Pan.

		22" Back Post									25" Back Post								
		17"	18"	19"	20"	21"	22"	23"	24"	25"	17"	18"	19"	20"	21"	22"	23"	24"	25"
Style																			
	Short	<input type="checkbox"/>	<input type="checkbox"/>	<input type="checkbox"/>	<input type="checkbox"/>	<input type="checkbox"/>	<input type="checkbox"/>				<input type="checkbox"/>	<input type="checkbox"/>	<input type="checkbox"/>	<input type="checkbox"/>	<input type="checkbox"/>	<input type="checkbox"/>	<input type="checkbox"/>	<input type="checkbox"/>	<input type="checkbox"/>
	Regular				<input type="checkbox"/>	<input type="checkbox"/>	<input type="checkbox"/>							<input type="checkbox"/>	<input type="checkbox"/>	<input type="checkbox"/>	<input type="checkbox"/>	<input type="checkbox"/>	<input type="checkbox"/>
	Tension Adj			<input type="checkbox"/>	<input type="checkbox"/>	<input type="checkbox"/>	<input type="checkbox"/>						<input type="checkbox"/>	<input type="checkbox"/>	<input type="checkbox"/>	<input type="checkbox"/>	<input type="checkbox"/>	<input type="checkbox"/>	<input type="checkbox"/>

Tilt Activation

Attendant Tilt only Select trigger mounting location below.

2323011 Right Back Post 2323012 Left Back Post

User Tilt only Full Length Arm Pads only. Select trigger mounting location below. \$ 100

2323021 Right Armrest 2323022 Left Armrest

Attendant & User Tilt Full Length Arm Pads only. Select trigger mounting locations below. \$ 195

2323031 Right Back Post 2323032 Left Back Post

2323041 Right Armrest 2323042 Left Armrest

2323110 **Trigger Extension** \$ 50

Tilt Limit Optional. If no tilt limit is selected, the full tilt range will be available.

2323220 Set at 20° 2323230 Set at 30° 2323240 Set at 40°

Recline

2323310 **Reclining Backrest (Manual)** E1225 \$ 895

30° maximum recline. Not compatible with Backrest Extension, Cane Handle Back, Spring Back Suspension, Fold-down Back, Tension Adjustable Upholstery.
Finished Back Post Height is 3" taller than selected Back Post Height.

Front Rigging

2325000 **No Front Rigging** 2325001 **Sector Blocks only**

Easy-Out™ Heavy Duty Front Rigging Effortless insertion and removal. No Hanger Bracket remains on frame. pdgmobility.com/easy-out

2325410 Fixed 70° \$ 95

2325420 Universal Angle Adjustable (0°-110°) Set at angle: _____ (use increments of 10°) \$ 295

Adjust angle by loosening one bolt. Tool-free leg-length adjustment. Front Rigging can interfere with casters in the 90-110° settings.

Swing Away Front Rigging Legacy Design. Not compatible with Easy-Out.

2325130 Swing Away 60° 2325140 Swing Away 70°

2325200 Swing Away Elevating Legrests Includes Calf Pads. E0990 \$ 415

2325300 1" Offset Hangers for Swing Away \$ 75

2325110 **Standard Plug In 70°** Legacy Design. Not compatible with Easy-Out.

Footplates

2326010 **Composite Footplates**

2326020 **Aluminum Angle Adjustable Footplates** K0040 \$ 200

2326030 **One Piece Fixed Footplate** Available on Plug In Front Rigging only. Requires selection of Composite or Aluminum Angle Adjustable. \$ 350


2326040 **One Piece Flip-up Footplate** Requires selection of Composite or Aluminum Angle Adjustable. \$ 395

2326050 **Interlocking Angle Adjustable Footplates** Available for Seat Widths up to 21" only. K0040 \$ 200

Footrest/Legrest Accessories

Calf Pads Not compatible with Gel Padding.		
<input type="checkbox"/>	2327012 For Easy-Out™ Front Rigging Includes reinforced premium Calf Pad mount.	\$ 200
<input type="checkbox"/>	2327010 For Swing Away Front Rigging	\$ 135
<input type="checkbox"/>	2327020 Gel Padding Not compatible with Calf Pad or Easy-Out Front Rigging.	\$ 125
Gel Knee Pads		
<input type="checkbox"/>	2327032 For Easy-Out™ Angle Adjustable Front Rigging	\$ 200
<input type="checkbox"/>	2327030 For Swing Away ELR Front Rigging	\$ 100
<input type="checkbox"/>	2327040 Length Adjustable Heel Loops	E0951 \$ 50
<input type="checkbox"/>	2327050 Bodypoint Padded Calf Strap Sizes greater than 22" are not padded.	K0038 \$ 195
Miller's Dynamic Footrest Mounts Not compatible with Easy-Out Front Rigging.		
<input type="checkbox"/>	2327060 For Standard Plug In Front Rigging	\$ 445
<input type="checkbox"/>	2327065 For Swing Away 70° Front Rigging	\$ 575


Front Rigging Extension Tubes

Regular Extension Tubes		
<input type="checkbox"/>	2328010 Short 14"-18" for Easy-Out Front Rigging 13"-17" for Swing Away and Standard Plug In Front Rigging	
<input type="checkbox"/>	2328020 Long 18"-24" for Easy-Out Front Rigging 15"-19" for Swing Away and Standard Plug In Front Rigging	\$ 75
Extra Strength Extension Tubes (Solid) Available on Plug In Front Rigging only. Not compatible with Easy-Out Front Rigging.		
<input type="checkbox"/>	2328110 Standard (13"-17")	<input type="checkbox"/> 2328120 Long (15"-19")
	Lower Leg Length If provided, Front Rigging will be set to this length by PDG. If left blank, the default setting will be used. Seat Pan to Foot Plates: _____ Measured along the length of the Front Rigging. Consider the height of your Seat Cushion.	

Miscellaneous Options

<input checked="" type="checkbox"/>	2330410 Strut Extension Damper Required seat damper for improved rocking dynamics.	\$ 255
Spoke Guards Available for 20"-24" Composite Rear Wheels. Made from durable and lightweight aluminum. K0065		
<input type="checkbox"/>	2330020 Black	<input type="checkbox"/> 2330021 Frame Color
<input type="checkbox"/>	2330050 Protective Lower Padding	\$ 795
<input type="checkbox"/>	2330080 Gel Hip Guides Reduces available Seat Width by 2".	E0956 & E1028 \$ 495
<input type="checkbox"/>	2330110 IV Pole Not compatible with HD Anti Tipper, Rear Floor Jacks, Attendant Wheel Locks.	E0776 \$ 295
<input type="checkbox"/>	2330120 O2 Holder Not compatible with HD Anti Tipper, Rear Floor Jacks, Attendant Wheel Locks.	E2208 \$ 395
<input type="checkbox"/>	2330200 Q'Straint Lap Belt Model S5-6329-11. For use with WC-19 Transit Tie Down System. 24"-51" Belt Length.	\$ 245
<input type="checkbox"/>	2330222 Wheelchair Backpack Black with PDG Logo. 17"x14" size.	\$ 145
<input type="checkbox"/>	2330170 Adhesive Back Hook Strip, 2" x 30" For Cushion mounting.	\$ 10

On-Chair Seating & Positioning

	Refer to the separate Seating & Positioning order form for PDG's on-chair options. Standard PDG discounts apply. pdgmobility.com/seating	
---	---	--

Order Notes

HCPCS codes provided are based on code verification by PDAC or PDG's interpretation of existing code definitions. Use of HCPCS codes does not guarantee coverage or payment.

Please send your completed order form by email to info@pdgmobility.com or by fax to 877 323 9093.