



Customer and Order Information

Purchase Order *	Tag	v.0101
Dealer/Provider Name *		
Purchaser Name and Contact Information *		
Shipping Address *		
User Information (if available)	Weight _____ lbs	Height _____ ft/in *required

Base Chair

<input checked="" type="checkbox"/> 1101000	Eclipse Bariatric Manual Wheelchair	K0007	\$ 3,150
---	--	-------	----------

Weight Capacity

Chair Weight Capacity			
<input type="checkbox"/> 1102000	600 lbs Capacity		
<input type="checkbox"/> 1102100	1000 lbs Capacity	Not compatible with Transit Tie Down System.	\$ 300

Frame Options

<input type="checkbox"/> 1102300	Transit Tie Down System (TTDS)	K0108	\$ 395
TTDS includes 4 factory-installed transport brackets. TTDS has been tested according to ANSI/RESNA WC 19. See Owners Manual for complete details. Tested to max. Weight Capacity of 600 lbs. Not compatible with O2 holder or IV pole.			

Seat Width Overall chair width is +8"

Seat Widths <small>Seat Width is adjustable with the optional Adjustment Kit (sold separately).</small>			
<input type="checkbox"/> 1103520	20" Seat Width	<input type="checkbox"/> 1103522	22" Seat Width E2201 \$ 675
<input type="checkbox"/> 1103524	24" Seat Width	<input type="checkbox"/> 1103526	26" Seat Width E2202 \$ 875
<input type="checkbox"/> 1103528	28" Seat Width	<input type="checkbox"/> 1103530	30" Seat Width K0108 \$ 1,100
<input type="checkbox"/> 1103532	32" Seat Width	<input type="checkbox"/> 1103536	36" Seat Width K0108 \$ 1,100
<input type="checkbox"/> 1103540	40" Seat Width	<input type="checkbox"/> 1103544	44" Seat Width K0108 \$ 1,300
<input type="checkbox"/> 1103599	Unlisted Seat Width (between sizes)	Seat Width: _____ (use increments of 1")	K0108 \$ 100 <small>Add this fee to the price of the next-bigger size</small>
ⓘ Seat Widths greater than 48" are available for Custom Chairs			


Seat Depth

Seat Depths (Adjustable)			
<input type="checkbox"/> 1104016	16" Seat Depth	<input type="checkbox"/> 1104017	17" Seat Depth
<input type="checkbox"/> 1104018	18" Seat Depth	<input type="checkbox"/> 1104019	19" Seat Depth
<input type="checkbox"/> 1104020	20" Seat Depth	<input type="checkbox"/> 1104021	21" Seat Depth E2203 \$ 300
<input type="checkbox"/> 1104022	22" Seat Depth		E2204 \$ 500
Custom Seat Depths			E2204 \$ 500
<input type="checkbox"/> 1104023	23" Seat Depth	<input type="checkbox"/> 1104024	24" Seat Depth <small>Not available with TTDS.</small>

Frame Color

PDG Premium Colors <small>View color swatches on PDG's website. pdgmobility.com/colors</small>			
<input type="checkbox"/> 1105001	Black Shimmer	<input type="checkbox"/> 1105015	Sky Blue
<input type="checkbox"/> 1105003	Fine Texture Black	<input type="checkbox"/> 1105010	Lollypop Blue
<input type="checkbox"/> 1105017	Arctic Grey	<input type="checkbox"/> 1105018	Tropical Teal
<input type="checkbox"/> 1105020	Olive Green	<input type="checkbox"/> 1105021	Lush Lilac
<input type="checkbox"/> 1105022	Leaf Green	<input type="checkbox"/> 1105023	Boysenberry Purple
<input type="checkbox"/> 1105016	Poppy Red	<input type="checkbox"/> 1105011	Lollypop Red
<input type="checkbox"/> 1105019	Tangerine Orange	<input type="checkbox"/> 1105012	Bubble Gum Pink
<input type="checkbox"/> 1105014	Daffodil Yellow		
<input type="checkbox"/> 1105200	Custom Color <small>Contact PDG for specifications.</small>		\$ 300

Armrests

<input type="checkbox"/>	1106000	No Armrests		
		Dual Post Height Adjustable Armrests	E0973	\$ 345
<input type="checkbox"/>	1106214	10"-14"	<input type="checkbox"/>	1106216 12"-16" Not compatible with Desk Length Armpads.
<input type="checkbox"/>	1106200	Dual Post Fixed Height Armrests (12")		
	Armrest Height If provided, Armrests will be set to this height by PDG. If left blank, the default setting will be used.			
	Seat Pan to top of Armrest: _____		Does not include height of Armpad	

Armpads

Regular Armpads				
<input type="checkbox"/>	1107100	Desk Length - 2" x 10"	<input type="checkbox"/>	1107101 Full Length - 2" x 14"
		Wide Armpads May interfere with wheels in some tilt configurations.		\$ 200
<input type="checkbox"/>	1107110	Desk Length - 3" x 10"	<input type="checkbox"/>	1107111 Full Length - 3" x 12"
		Gel Armpads May interfere with wheels in some tilt configurations.		\$ 135
<input type="checkbox"/>	1107120	Full Length - 2" x 12"	<input type="checkbox"/>	1107121 Full Length - 3.5" x 12"

Armrest Options

<input type="checkbox"/>	1107250	Forward Guards		\$ 200
<input type="checkbox"/>	1107400	Armrest Extensions - Forward Not compatible with Desk Length Armpads.		\$ 75

Seat Pan

<input checked="" type="checkbox"/>	1108001	Solid Aluminum Seat Pan	E2231	\$ 195
-------------------------------------	---------	--------------------------------	-------	--------


Seat Height

Front Seat Height Front and Rear Height can be max. 1" apart.				
<input type="checkbox"/>	1110014	14" STF Front	<input type="checkbox"/>	1110015 15" STF Front
<input type="checkbox"/>	1110017	17" STF Front	<input type="checkbox"/>	1110018 18" STF Front
<input type="checkbox"/>	1110019	19" STF Front	<input type="checkbox"/>	1110020 20" STF Front
			<input type="checkbox"/>	1110016 16" STF Front
				\$ 200
Rear Seat Height Front and Rear Height can be max. 1" apart.				
<input type="checkbox"/>	1110114	14" STF Rear	<input type="checkbox"/>	1110115 15" STF Rear
<input type="checkbox"/>	1110117	17" STF Rear	<input type="checkbox"/>	1110118 18" STF Rear
<input type="checkbox"/>	1110119	19" STF Rear	<input type="checkbox"/>	1110120 20" STF Rear
			<input type="checkbox"/>	1110116 16" STF Rear
				\$ 200

Casters

<input checked="" type="checkbox"/>	1111050	5" Casters With Heavy Duty Steel Fork		
-------------------------------------	---------	--	--	--

Rear Wheels

<input checked="" type="checkbox"/>	1112224	24" Heavy Duty Spoke Wheels		
	Rear Wheel Position Positions 3 and 4 not compatible with TTDS.			
In the interest of maintaining chair stability and avoiding interference with other chair functions, PDG may not be able to accommodate stated preference.				
<input type="checkbox"/>	1113101	Set at 1 (Rear)	<input type="checkbox"/>	1113102 Set at 2
<input type="checkbox"/>	1113103	Set at 3	<input type="checkbox"/>	1113104 Set at 4 (Front)

Axle Type

<input checked="" type="checkbox"/>	1113000	Quick Release Rear Axles		
-------------------------------------	---------	---------------------------------	--	--

Rear Tires

<input checked="" type="checkbox"/>	1114000	Urethane Tires		
-------------------------------------	---------	-----------------------	--	--



Handrims

1115000 **No Handrims**

1115010 **Standard Aluminum Handrims**

1115020 **Plastic Coated Handrims** \$ 250

Wheel Locks

User Wheel Locks

1116010 Push to Lock 1116020 Pull to Lock

Wheel Lock Options

1116100 **Wheel Lock Extensions** E0961 \$ 80

Anti-Tippers

1117010 **Rear Anti-Tippers** Required Safety Option. E0971 \$ 125

Back Posts

Back Post Style

1118030 Stroller Handle Back 1118040 Cane Handle Back Not compatible with Headrest Mounting Plate.

Back Post Height Measured from the Seat Pan to the Handle.

1118425 Short (22") 1118431 Tall (25")

Seat to Back Angle

1119085 Set at 85° 1119090 Set at 90°

1119095 Set at 95° 1119100 Set at 100°

Back Options

Endomorph Back Backrest will be narrower than Seat by total of 2x the Offset selected below. \$ 395

1118102 1" Offset per side 1118103 1.5" Offset per side 1118104 2" Offset per side

1119210 **10" Backrest Extension** E0966 \$ 150

1119212 **Headrest Mounting Plate** Not required if mounting to a solid Back. \$ 95

Back Upholstery

1120000 **No Back Upholstery**

Tension Adjustable E2611 / E2612 \$ 375

1120421 Regular (18" Height) 1120424 Tall (22" Height)

Position of Upholstery Select the desired position of the top of the Upholstery relative to the Seat Pan.

22" Back Post									
Style	17"	18"	19"	20"	21"	22"	23"	24"	25"
Regular	<input type="checkbox"/>	<input type="checkbox"/>	<input type="checkbox"/>	<input type="checkbox"/>	<input type="checkbox"/>	<input type="checkbox"/>			
Tall				<input type="checkbox"/>	<input type="checkbox"/>	<input type="checkbox"/>			

25" Back Post									
Style	17"	18"	19"	20"	21"	22"	23"	24"	25"
Regular	<input type="checkbox"/>	<input type="checkbox"/>	<input type="checkbox"/>	<input type="checkbox"/>	<input type="checkbox"/>	<input type="checkbox"/>	<input type="checkbox"/>	<input type="checkbox"/>	<input type="checkbox"/>
Tall					<input type="checkbox"/>	<input type="checkbox"/>	<input type="checkbox"/>	<input type="checkbox"/>	<input type="checkbox"/>

Recline


1123310 **Reclining Backrest (Manual)** E1225 \$ 895

30° maximum recline. Not compatible with Backrest Extension. Reclining Backrest is 1" narrower than Seat Width. Back Frame is not removable. Finished Back Post Height is 3" taller than selected Back Post Height. Not recommended for user weight above 450 lbs. Maximum Seat Depth is 23".


Front Rigging			
<input type="checkbox"/>	1125000	No Front Rigging	
<input type="checkbox"/>	1125001	Sector Blocks only	
<input type="checkbox"/>	1125002	Center Mount Front Rigging Bracket	\$ 300
PDG Easy-Out™ Heavy Duty Front Rigging Effortless insertion and removal. No Hanger Bracket remains on frame. pdgmobility.com/easy-out			
<input type="checkbox"/>	1125410	Fixed 60°	\$ 95
<input type="checkbox"/>	1125420	Universal Angle Adjustable (0°-60°) Set at angle: _____ (use increments of 10°) Adjust angle by loosening one bolt. Tool-free leg-length adjustment.	\$ 295
Swing Away Front Rigging Legacy Design. Not compatible with Easy-Out.			
<input type="checkbox"/>	1125140	Swing Away 60°	
<input type="checkbox"/>	1125200	Swing Away Elevating Legrests Includes Calf Pads.	E0990 \$ 415
<input type="checkbox"/>	1125300	1" Offset Hangers for Swing Away	\$ 75

Footplates			
<input checked="" type="checkbox"/>	1126020	Aluminum Angle Adjustable Footplates	K0040 \$ 225

Footrest/Legrest Accessories			
<input type="checkbox"/>	1127015	Oversized 9" x 10" Calf Pad Not compatible with Seat Width of less than 25".	\$ 695
Calf Pads			
<input type="checkbox"/>	1127012	For Easy-Out™ Front Rigging Includes reinforced premium Calf Pad mount. Currently not available for Easy-Out.	\$ 200
<input type="checkbox"/>	1127010	For Swing Away Front Rigging	\$ 135
Gel Knee Pads			
<input type="checkbox"/>	1127032	For Easy-Out™ Angle Adjustable Front Rigging	\$ 200
<input type="checkbox"/>	1127030	For Swing Away ELR Front Rigging	\$ 100
<input type="checkbox"/>	1127040	Length Adjustable Heel Loops	E0951 \$ 50
<input type="checkbox"/>	1127051	Calf Strap Available up to maximum size of 32".	K0038 \$ 195

Front Rigging Extension Tubes			
Regular Extension Tubes			
<input type="checkbox"/>	1128010	Short 14"-18" for Easy-Out Front Rigging 13"-17" for Swing Away Front Rigging	
<input type="checkbox"/>	1128020	Long 18"-24" for Easy-Out Front Rigging 15"-19" for Swing Away Front Rigging	\$ 75
	Lower Leg Length If provided, Front Rigging will be set to this length by PDG. If left blank, the default setting will be used. Seat Pan to Foot Plates: _____ Measured along the length of the Front Rigging. Consider the height of your Seat Cushion.		

Miscellaneous Options			
<input type="checkbox"/>	1130110	IV Pole Not compatible with TTDS.	E0776 \$ 295
<input type="checkbox"/>	1130120	O2 Holder Not compatible with TTDS.	E2208 \$ 395
<input type="checkbox"/>	1130200	Q'Straint Lap Belt Model S5-6329-11. For use with WC-19 Transit Tie Down System. 24"-51" Belt Length.	\$ 245
<input type="checkbox"/>	1130222	Wheelchair Backpack Black with PDG Logo. 17"x14" size.	\$ 145
<input type="checkbox"/>	1130170	Adhesive Back Hook Strip, 2" x 30" For Cushion mounting.	\$ 10

On-Chair Seating & Positioning			
	Refer to the separate Seating & Positioning order form for PDG's on-chair options. Standard PDG discounts apply. pdgmobility.com/seating		

Order Notes			

HCPCS codes provided are based on code verification by PDAC or PDG's interpretation of existing code definitions. Use of HCPCS codes does not guarantee coverage or payment.

Please send your completed order form by email to info@pdgmobility.com or by fax to 877 323 9093.